

gather

list

table


Handling data

information

collect

Today we are going to collect some data from our class.

We need to find out how many cubes different children on each table can pick up with one hand.



Q How could we do this?


Q What could we do?

Q What equipment will we need?

Q How can we show the data we have collected?

Data we collect can be shown in many different ways.

Do you know any?

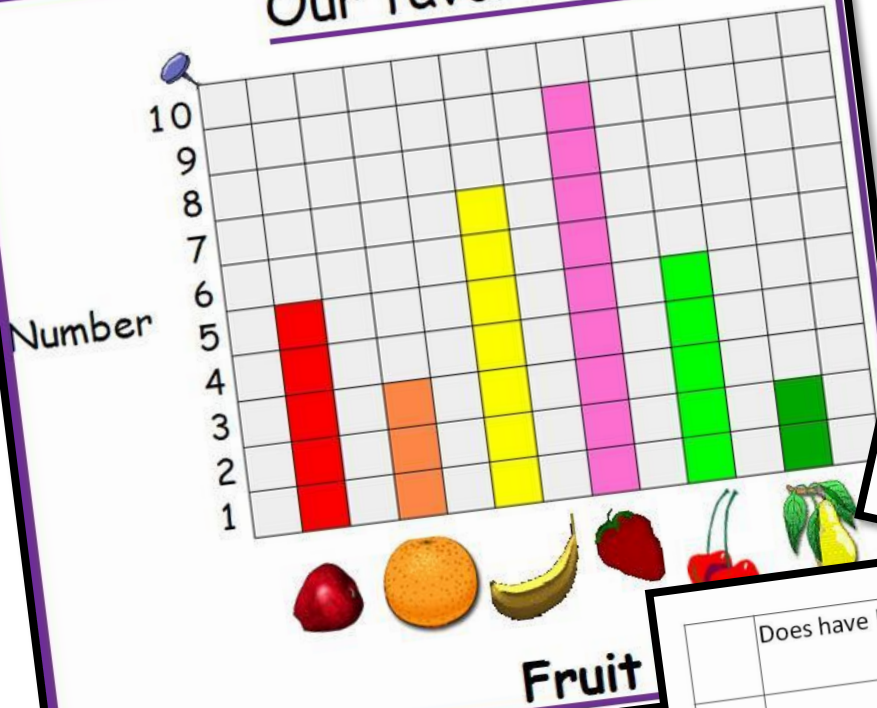


Pictogram

color	tally	number
red		
green		
pink		
orange		
purple		
blue		


Tally Chart

Our favorite fruit



Bar Graph

Where do these go in our Venn diagram? Drag them into the right place.



Sorting diagrams

	Does have legs	Does not have legs
Is a pet		
Is a wild animal		

Who picked up the largest number of cubes?

Who picked up the least amount of cubes?

How many cubes were picked up altogether?

What other types of information
could we collect from our class
mates?

Favourite
Colour

How many
letters are
in our names

How we
travel to
school