












Dear Grown-ups, please use this to help you with home learning. You can use this as a way to discuss the things we are learning in school.

Please share your child's learning via Class Dojo or by making a comment on the reverse and returning the slip.

	Communication and Language	Personal, Social and Emotional Development	Physical Development	Literacy	Mathematics	Understanding the World	Expressive Arts & Design / Music	Letters and Sounds
Week commencing 08.02.21								Letters and Sounds
We will be learning to get better at...								
LO:	...enjoying listening to longer stories and can remember much of what happens.	...identifying people who can help protect us.	...using one-handed tools and equipment independently.	...reading text from left to right and from top to bottom.	...selecting appropriate shapes to create a dinosaur.	...using appropriate vocabulary when describing features.	...join different materials to create a dinosaur sculpture.	...listening to sounds at the beginning of words and hear the differences between them.
Activities	<p>Random Acts of Kindness Week February 14, 2021 - February 20, 2021</p> <ul style="list-style-type: none"> Listen to this story, 'Be Kind': https://watchkin.com/7925c53881 Can you think of ways to be kind? You could make a kindness pot and fill them with marbles or pieces of lego each time someone shows kindness this week. 	<ul style="list-style-type: none"> Discuss with your child some 'special people' (such as emergency services) who work in the community and are responsible for protecting us. Some examples include firefighters, police officers, doctors, nurses. When you are out on your daily walk, see if you can identify any of these special people based on their uniform or the type of vehicle they drive. Can you explain the role of the following occupations? Firefighters, doctors, police officers, paramedic. 	<ul style="list-style-type: none"> Each week have a go at forming the letters from your name correctly. Don't forget to use the formation rhymes for all the lowercase letters of your name. This letter formation sheet is linked down below. When creating your dinosaur sculpture, experiment with handling different tools to join materials. These could include materials such as pipe cleaners or clay. 	<ul style="list-style-type: none"> Can you read your family a story this week? Make sure to use your finger to follow the text as you tell your family a story. Your challenge is to create your own story book. You can draw the pictures and even have a go at writing the letter of the initial sound in words such as 's' underneath your drawing of sand. 	<ul style="list-style-type: none"> In this week's work pack there is a shape cutting activity that you can use to create a dinosaur.  <ul style="list-style-type: none"> Challenge yourself to see how many different dinosaurs you can create using the shapes. 	<ul style="list-style-type: none"> Experiment the natural world using a magnifying glass or download the magnification app on an electronic device. Encourage your child to describe what they can see. Use appropriate vocabulary such as, bark for the tree trunk. 	<ul style="list-style-type: none"> Have a go at learning a song with alliterative lines such as 'Sing a Song of Sixpence'. Can you challenge yourself this week to learn a new alliterative tongue twister each day? <ul style="list-style-type: none"> Here are some examples: <ul style="list-style-type: none"> Sheep should sleep in a shed. Peter Piper picked a peck of pickled peppers. The boy buzzed around as busy as a bee. Write a letter on a piece of paper we have learnt, 'm', 'a', 's', 'd', 't', 'i'. Go through magazines or newspapers and cut out pictures or words that begin with that sound. This will allow you to create a sound collage. 	

Links to access at home:

Counting and number interactive games: <https://www.topmarks.co.uk/maths-games/3-5-years/counting>

Number Blocks songs: <https://www.bbc.co.uk/cbeebies/watch/playlist-numberblocks-songs#playlist>

Read Write Inc (RWI) letter formation: <https://lionwoodinfant.co.uk/year-n-homework/>

Pure sound pronunciation: <https://www.youtube.com/watch?v=TkXcabDUg7Q&safe=active>

Parent/Guardian comment: