











Dear Grown-ups, please use this to help you with home learning. You can use this as a way to discuss the things we are learning in school.

Please share your child's learning via Class Dojo or by making a comment on the reverse and returning the slip.

	Communication and Language	Personal, Social and Emotional Development	Physical Development	Literacy	Mathematics	Understanding the World	Expressive Arts & Design / Music	Letters and Sounds
Week commencing 25.01.21								<b>Letters and Sounds</b>

We will be learning to get better at...

LO:	...enjoy listening to longer stories and can remember much of what happens.	...begin to understand how others might be feeling.	...show a preference for a dominant hand.	...understanding that print has meaning.	...exploring 2D and 3D shapes.	...knowing that there are different countries in the world.	...beginning to develop complex stories using small word equipment.	...building our confidence around the sounds we have learnt.
Activities	<ul style="list-style-type: none"> <li>To help recall the story why not have a go at making 'story stones'.</li> </ul>  <ul style="list-style-type: none"> <li>When reading stories prompt your child to recall 3 key events. See if they can put them in order.</li> </ul>	<ul style="list-style-type: none"> <li>Here is a link to a video on emotions in BSL: <a href="https://watchkin.com/7176c60337">https://watchkin.com/7176c60337</a></li> <li>Can you sing 'If you're happy and you know it' using the signs we have learnt in Nursery or in the video above?</li> <li>Don't forget to upload videos of you signing to your Class Dojo portfolio!</li> <li>The challenge this week is to talk about your emotions each day and why you are feeling the way you are. E.g. I am feeling excited today because I can go in the snow.</li> </ul>	<ul style="list-style-type: none"> <li>Finger gym video using a pencil: <a href="https://watchkin.com/31f6b1421c">https://watchkin.com/31f6b1421c</a></li> <li>Make hand or finger puppets to encourage your child's dominant hand.</li> </ul>  <ul style="list-style-type: none"> <li>Do you remember the point, pinch, flip method to correctly hold your pencil?</li> <li>Practise writing your names using the RWI</li> </ul>	<ul style="list-style-type: none"> <li>Engage your child's attention to a wide range of print examples that have different functions.</li> <li>These could be a sign to indicate a bus stop or to show danger, a menu for choosing what you want to eat, or a logo that stands for a particular shop.</li> <li>See if you can go on a print hunt to find 1 item that tells you about the news, 1 non-fiction and 1 fiction piece of work.</li> </ul>	<ul style="list-style-type: none"> <li>Encourage your child to use informal mathematical language such as, 'sides', 'corners', 'straight', 'flat', 'round'.</li> <li>Can you create shape monsters? The activity is to feed the monsters the correct shape!</li> </ul> 	<ul style="list-style-type: none"> <li>Explore Google Earth: <ul style="list-style-type: none"> <li><a href="https://earth.google.com/web/@-70.12115442,124.88674795,2317.19230401a,9512724.69598532d,35y,159.47907588h,0t,0r">https://earth.google.com/web/@-70.12115442,124.88674795,2317.19230401a,9512724.69598532d,35y,159.47907588h,0t,0r</a></li> </ul> </li> <li>See if you can identify familiar countries.</li> <li>Close your eyes whilst the globe is spinning, shout 'stop' when you are ready. See if you can learn an interesting fact about the country you have landed on.</li> <li>You could even draw the country's flag and do some flag dancing which is similar to the ribbon dance.</li> </ul>	<ul style="list-style-type: none"> <li>Use your toys to create a performance to your family.</li> <li>You could even use the puppets you have made this week.</li> </ul>	<p>The sounds we have learnt are, 'm', 'a', 's', 'd', 't'.</p> <ul style="list-style-type: none"> <li>Can you remember the rhymes we use when forming the letters? (See letter formation document linked below).</li> <li>Can you independently write the letters?</li> <li>Can you sing 'I have something in my box' with a mix of items beginning with the sound above. Identify the sounds of the items placing them into the correct groups.</li> </ul>

			rhyme formations in last week's work pack.					
--	--	--	--	--	--	--	--	--

Links to access at home:

Counting and number interactive games: <https://www.topmarks.co.uk/maths-games/3-5-years/counting>

Number Blocks songs: <https://www.bbc.co.uk/cbeebies/watch/playlist-numberblocks-songs#playlist>

Read Write Inc (RWI) letter formation: <https://lionwoodinfant.co.uk/year-n-homework/>

Pure sound pronunciation: <https://www.youtube.com/watch?v=TkXcabDUg7Q&safe=active>

Parent/Guardian comment:

