










Dear Grown-ups, please use this to help you with home learning. You can use this as a way to discuss the things we are learning in school.

Please share your child's learning via Class Dojo or by making a comment on the reverse and returning the slip.

	Communication and Language	Personal, Social and Emotional Development	Physical Development	Literacy	Mathematics	Understanding the World	Expressive Arts & Design / Music	Letters and Sounds
Week commencing 11.01.21								Letters and Sounds
We will be learning to get better at...								
LO:	...starting a conversation with others.	...beginning to understand how others may be feeling.	...using large-muscle movements to wave flags and streamers.	...using some of our print and letter knowledge in our early writing.	...identifying and talking about patterns.	...exploring and talking about the different forces we feel.	...developing our ideas and deciding which materials to use to express them.	...distinguishing between sounds and to remember patterns of sound.
Activities	<ul style="list-style-type: none"> Discuss with your child some questions they might want to ask their friends on the Zoom call. Here are some suggested themes: What is your favourite... <ul style="list-style-type: none"> - Animal - Colour - Food - Weather - Game You can practise asking questions to your family members first. 	<ul style="list-style-type: none"> Whilst reading stories, encourage your child to think about what emotions the characters in the book may be feeling to different scenarios. You could draw images of what makes you happy, excited or disappointed. The feelings book: https://watchkin.com/0037eea93b 	<ul style="list-style-type: none"> Have a go at creating your own flag or streamers using available resources at home. You could even use fabrics or scarves. Here is a link to a scarf dance: https://watchkin.com/28bc198b68  	<ul style="list-style-type: none"> Encourage your child to write a shopping list, starting at the top of the page. Challenge your child to identify the initial sound of items on the shopping list. You could even draw images of the food items to help you remember what you have written. 	<ul style="list-style-type: none"> Carry out a sock sorting activity. Allow your child to describe a sock pattern and see if you can identify it. Switch roles and repeat the activity. Engage in conversations around patterns in the environment. Encourage your child to use informal language like, 'pointy', 'spotty' etc. 	<ul style="list-style-type: none"> Draw your child's attention to forces. Examples include, How the water pushes up when they try to push a plastic boat under it. How they can stretch elastic. Snap a twig. Can't bend a metal rod. Model the vocabulary to your child such as 'repel' and 'attract' when discussing magnets. 	<ul style="list-style-type: none"> Allow your child to explore colouring on different surfaces e.g. paving, hard floor, leaf. This can offer opportunities to explore texture. Provide your child opportunities to explore scale such as large cardboard boxes and long strips of wallpaper. Encourage your child to think about what they would like to make, allowing their imagination to guide their ideas. 	<ul style="list-style-type: none"> Have a go at creating a body percussion pattern e.g. clap, tap, stamp. Whilst out on your daily walk. Use your listening ears to go on a listening walk. Describe what you can hear using the vocabulary of 'loud' and 'quiet'. Go on a scavenger hunt around your house. Can you put the items into two groups? 1. Quiet items 2. Loud items.

[Links to access at home:](#)

Counting and number interactive games: <https://www.topmarks.co.uk/maths-games/3-5-years/counting>

Number Blocks songs: <https://www.bbc.co.uk/cbeebies/watch/playlist-numberblocks-songs#playlist>

Read Write Inc (RWI) letter formation: <https://lionwoodinfant.co.uk/year-n-homework/>

Pure sound pronunciation: <https://www.youtube.com/watch?v=TkXcabDUg7Q&safe=active>

Parent/Guardian comment: