









Please share your child's home learning on ClassDojo.

Dear Grown-ups, please use this to help you with home learning.

	Communication and Language (Power of Reading)	Personal, Social and Emotional Development	Physical Development	Literacy	Mathematics	Understanding the World	Expressive Arts	Read, Write Inc
Week commencing 4.1.21								
In school we will be learning to get better at...								
	...learning rhymes, poems and songs.	...building constructive and respectful relationships.	...understanding the importance of washing our hands correctly.	...reading short words.	...identify and counting numbers 0 – 5.	...talking about members of our immediate family/community.	...singing in a group.	...recapping sounds.
Activities	<ul style="list-style-type: none"> Listen to the Nursery Rhymes performed by Mr Tumble https://www.youtube.com/watch?v=iylDg6m4gA0 You could learn one of these and perform it. Record this and add it onto ClassDojo. 	<ul style="list-style-type: none"> Can you show respect and good manners to everyone in your family? Can you follow instructions straightaway? 	<ul style="list-style-type: none"> Listen to the hand washing song https://www.youtube.com/watch?v=Z7tb8qOPyPo Can you learn and remember the song as you wash your hands? Hand washing experiment. 1. Get your child to wet their hands. 2. Place a little cinnamon on their hands. 3. See how well they wash them. Record your child doing this and add it to ClassDojo. 	<ul style="list-style-type: none"> Play word pairs. Cut up pieces of paper and write simple VC/CVC words on to them (make sure to write two of each word) e.g. cat, at, dog, mat, tap, sat. Place the cards face down and try to match a pair. Encourage your child to Fred Talk and read each word. 	<ul style="list-style-type: none"> Play number snap. Write several numbers on pieces of paper. Share them out between your family. Play the game snap. The person with all the cards in the end is the winner. Go on a number hunt in your house. Ask your child... Find me three shoes. Find me 5 spoons. Take photos and add them to ClassDojo. 	<ul style="list-style-type: none"> Talk to your child about your family. You could use photos to talk about older family members that they may not be as familiar with. Create a family tree with your child, using pictures. You could take photos of this and add it to ClassDojo. Talk about the jobs family members do and how these contribute to our community. 	<ul style="list-style-type: none"> Learn a song together as a family. Could you perform it together? Maybe you could record this and add it ClassDojo. Could you create instruments to play alongside your song? 	<ul style="list-style-type: none"> Show your child the sounds; m, d, l, f, r, a and e. Can they say the correct and pure sound? Please watch this video, https://www.youtube.com/watch?v=TkXcabDUg7Q&safe=active to make sure you are saying the pure sounds. Can they Fred Talk, read the words: red, mat, leg, pet, cat. Challenge!! Read the captions: a fat cat, frog on a log.

Links to access at home:

Story Telling Videos: <https://home.oxfordowl.co.uk/storyteller-videos/years/counting>

Counting and number interactive games: <https://www.topmarks.co.uk/maths-games/3-5->

Point



Pinch



Flip

