










Dear Grown-ups, please use this to help you with home learning. You can use this as a way to discuss the things we are learning in school.

Please share your child's learning via Class Dojo or by making a comment on the reverse and returning the slip.

	Communication and Language	Personal, Social and Emotional Development	Physical Development	Literacy	Mathematics	Understanding the World	Expressive Arts & Design / Music	Letters and Sounds
Week commencing 18.01.21								Letters and Sounds
We will be learning to get better at...								
LO:	...using a wider range of vocabulary.	...selecting resources to achieve a goal.	...using one-handed tools and equipment.	...counting and clapping syllables in a word.	...understanding position through words alone.	...showing interest in different occupations.	...explore colour and colour-mixing	...developing an understanding of alliteration.
Activities	<ul style="list-style-type: none"> Share a range of books with your child. Discussing the unfamiliar vocabulary. For example, using scientific vocabulary when talking about the parts of a flower. If you have a library card, you can borrow a vast range of children's eBooks and audiobooks 	<ul style="list-style-type: none"> Can you create a pair of binoculars using junk modelling materials? Encourage your child to talk through their thoughts and ideas as they are selecting resources. What else can you make out of materials at home? 	<p>Here are some fine motor skill activities:</p> <ul style="list-style-type: none"> Colour under the table. Tape paper under the table and have your child lay on their back under the table to colour. This activity is great for shoulder and core strength, which is really important for fine motor skills. Painting with cotton buds. Threading cereal onto spaghetti. 	<ul style="list-style-type: none"> Help to build your child's awareness around syllables. 'Tie' has one syllable. 'Alphabet' has three syllables - Al + pha + bet 'Activity' has four syllables - Ac + tiv + i + ty 'Electricity' has five syllables - E + lec + tri + ci + ty See syllable animal picture below. 	<ul style="list-style-type: none"> When giving your child instructions, see if they can follow them without needing you to point. E.g. "The bag is under the table". Discuss position in real contexts. This could be by shifting leaves off a path, or sweeping water down the drain. Encourage your child to place their toy, on, under, behind or in front of an object. 	<ul style="list-style-type: none"> Listen to this story about different occupations: https://watchkin.com/84203d8743 Discuss with your child, which occupation they would like to learn more about. See if there are any books you have at home that can tell you more about the occupation you are interested in. 	<ul style="list-style-type: none"> Encourage your child to explore paint in the colours red, blue and yellow. Help them to explore and refine their colour-mixing – for example: "How does blue become green?" Have a look at this coloured ice block experiment: https://www.learning4kids.net/2015/06/16/exploring-mixing-primary-colours-activity/ If you don't have paint, you could experiment by mixing yoghurt and food colouring. Alternatively, felt-tips often work well. 	<ul style="list-style-type: none"> When you are having food, encourage your child to use alliteration to describe their food. E.g. Silly soup, colourful cakes. Role play selling food items at a stall. Encourage your child to use alliteration when explaining what items are at their stall.

	<p>. Visit your library's website to find out which app it uses.</p> <ul style="list-style-type: none"> • Create a free account to have access to some free eBooks available on: https://home.oxfordowl.co.uk/ 							
--	--	--	--	--	--	--	--	--

Links to access at home:

Counting and number interactive games: <https://www.topmarks.co.uk/maths-games/3-5-years/counting>

Number Blocks songs: <https://www.bbc.co.uk/cbeebies/watch/playlist-numberblocks-songs#playlist>

Read Write Inc (RWI) letter formation: <https://lionwoodinfant.co.uk/year-n-homework/>

Pure sound pronunciation: <https://www.youtube.com/watch?v=TkXcabDUg7Q&safe=active>

Syllable Animal Pictures

dolphin



1 2 3 4

anteater




1 2 3 4

bear




1 2 3 4

chicken



1 2 3 4

rabbit



1 2 3 4

tiger



1 2 3 4

Parent/Guardian comment:

