








Dear Grown-ups, please use this to help you with home learning. You can use this as a way to discuss the things we are learning in school.

Please share your child's learning by making a comment on the reverse and returning the slip.

	Communication and Language	Personal, Social and Emotional Development	Physical Development	Literacy	Mathematics	Understanding the World	Expressive Arts & Design / Music	Letters and Sounds
Week commencing 04.01.21								Letters and Sounds
We will be learning to get better at...								
LO:	...learning rhymes, poems and songs.	...developing our sense of responsibility and membership of a community.	...meeting our own care needs, e.g. brushing teeth, using the toilet, washing and drying hands thoroughly.	...spotting and suggesting rhymes.	...solving real world mathematical problems with numbers up to 5.	...making sense of our own life-story and family's history.	...creating or improvising our own songs.	...developing an awareness of sounds.
Activities	<ul style="list-style-type: none"> Listen to the Nursery Rhymes performed by Mr Tumble https://watchkin.com/34932b6888 You could learn one of these including the signs and perform it to your family. Record this and add it onto ClassDojo. 	<ul style="list-style-type: none"> Can you show respect and good manners to everyone in your family? Can you be a good helper by offering to assist members of your family with tasks? Give your child appropriate tasks to carry out during the day to develop their independence. 	<ul style="list-style-type: none"> Listen to the hand washing song: https://watchkin.com/d3af868bf4 Can you learn and remember the song as you wash your hands? Hand washing experiment. <ol style="list-style-type: none"> Get your child to wet their hands. Place a little cinnamon on their hands. See how well they wash them. Record your child doing this and add it to ClassDojo. 	<ul style="list-style-type: none"> Play rhyming pairs. Cut up pieces of paper and draw rhyming objects e.g. cat, bat, hat, mat, tap. Make sure there are matching pairs. Place the cards face down and try to match a pair. Encourage your child to identify the initial sound. When singing rhymes, encourage your child to change the words so there is still a rhyme: "Twinkle, twinkle chocolate bar". 	<ul style="list-style-type: none"> Discuss mathematical ideas throughout the day. "I think you have got more crackers than me, how can we find out?" Listen to 'The Enormous Turnip': https://watchkin.com/b0d600d8e4 Draw your child's attention to the differences and changes in amounts. Support your child to solve problems using fingers, objects and marks. 	<ul style="list-style-type: none"> Talk to your child about your family. You could use photos to talk about older family members that they may not be as familiar with. Create a family tree with your child, using pictures. You could take photos of this and add it to ClassDojo. Talk about the jobs family members do and how these contribute to our community. 	<ul style="list-style-type: none"> Model clapping or tapping to the pulse of songs or music, encourage your child to do this too. Encourage your child to create their own songs. Could you perform it together? Maybe you could record this and add it to ClassDojo. Why not create instruments to play alongside your song? 	<ul style="list-style-type: none"> Play this game: https://www.phonicsplay.co.uk/resources/phase/1/sound-starters Encourage your child to explain what they think the sound is. Some of the sounds start off quietly and gradually get louder, some are long and some are short sounds. Engage in conversations with your child around these sounds. Throughout the day encourage your child to describe the sounds they hear.

[Links to access at home:](#)

Counting and number interactive games: <https://www.topmarks.co.uk/maths-games/3-5-years/counting>

Number Blocks songs: <https://www.bbc.co.uk/cbeebies/watch/playlist-numberblocks-songs#playlist>

Read Write Inc (RWI) letter formation: <https://lionwoodinfant.co.uk/year-n-homework/>

Pure sound pronunciation: <https://www.youtube.com/watch?v=TkXcabDUg7Q&safe=active>

Parent/Guardian comment: