








Dear Grown-ups, please use this to help you with home learning. You can use this as a way to discuss the things we are learning in school.

Please share your child's learning by making a comment on the reverse and returning the slip.

	Communication and Language	Personal, Social and Emotional Development	Physical Development	Literacy	Mathematics	Understanding the World	Expressive Arts & Design / Music	Letters and Sounds
Week commencing 14.12.20								Letters and Sounds
We will be learning to get better at...								
LO:	...singing a repertoire of songs.	...showing confidence in social situations.	...remembering sequences and patterns of movement related to music.	...writing some or all of my name.	...using words like 'in front of' and 'behind'.	...developing positive attitudes about the differences between people.	...joining different materials and exploring textures.	...distinguishing between sounds and to remember patterns of sound.
Activities	<ul style="list-style-type: none"> Jingle Bells - Stop at 0:49 seconds into the Jingle Bells video and repeat the 1st verse again. https://www.youtube.com/watch?v=3CWJNqyub3o Please sign up to register for a link to the Lockdown Pantomime which is being shown on Wednesday 16th December at 1:30pm. https://www.norfolkmusicclub.org.uk/site/rapunzel-lockdown-panto/ 	<ul style="list-style-type: none"> Take your child for a walk around the neighbourhood. Go down roads that you do not usually go down to build their confidence. Encourage your child to make decisions such as what to eat for dinner or where a picture should be hung. 	<ul style="list-style-type: none"> Can you show your family the '1 finger 1 thumb' dance? Here is the link to the video we use in school: https://watchkin.com/b1cc9a0a1e Can you remember the signs to We Wish You a Merry Christmas Makaton Signing: https://www.youtube.com/watch?v=a-PBixyD_GU&feature=youtu.be 	<ul style="list-style-type: none"> Have a look at the RWI letter formation link below. Encourage your child to write their name using these rhymes. (This does not always work for uppercase letters). When your child has completed a piece of art work encourage them to write some or all of their name. 	<ul style="list-style-type: none"> Encourage your child to follow prepositional instructions such as to place a toy: <ul style="list-style-type: none"> - Under - Behind - In front of - On Reverse roles and see if your child can give you instructions to do the same. 	<ul style="list-style-type: none"> Talk about your family traditions during the festive period. Discuss the different celebrations people celebrate such as Hanukkah. 	<ul style="list-style-type: none"> Have a go at creating a tree decoration. What materials can you find? Describe the texture to your family. Experiment with different ways of joining materials, e.g. glue, tape, pins, blue tac. 	<ul style="list-style-type: none"> Encourage your child to close their eyes. Tap an object and prompt your child to investigate what it was that you tapped. Can you create a clapping pattern? See if your family can copy.

Links to access at home:

Counting and number interactive games: <https://www.topmarks.co.uk/maths-games/3-5-years/counting>

Number Blocks songs: <https://www.bbc.co.uk/cbeebies/watch/playlist-numberblocks-songs#playlist>

Read Write Inc (RWI) letter formation: <https://lionwoodinfant.co.uk/year-n-homework/>

Pure sound pronunciation: <https://www.youtube.com/watch?v=TkXcabDUg7Q&safe=active>

Parent/Guardian comment: