








Dear Grown-ups, please use this to help you with home learning. You can use this as a way to discuss the things we are learning in school.

Please share your child's learning by returning the post it note to be added to your child's book.

| | Communication and Language | Personal, Social and Emotional Development | Physical Development | Literacy | Mathematics | Understanding the World | Expressive Arts & Design / Music | Letters and Sounds |
|---|--|--|--|---|---|--|--|---|
| Week commencing 23.11.20 |  |  |  |  |  |  |  | Letters and Sounds |
| In school we will be learning to get better at... | | | | | | | | |
| LO: | ...using longer sentences of four to six words. | ...seeing ourselves as valuable individuals. | ...choosing the right resources to achieve a goal. | ...recognising words with the same initial sound. | ...understanding what number 4 is. | ...beginning to make sense of our own life-story and family history. | ...developing our ideas to decide which materials are appropriate to use for certain tasks. | ...oral blending and segmenting of sounds in words. |
| Activities | <ul style="list-style-type: none"> Linking in with the Understanding the World objective, look through family photos together. Encourage your child to describe what is happening in the photos. | <ul style="list-style-type: none"> Allow your child to choose a meal to eat together as a family. Engage in conversation with your child around what they are good at. | <ul style="list-style-type: none"> Linking in with the Expressive Arts and Design objective, make a robot using materials available at home. Encourage your child to explain why they have chosen those materials. Can you cut a section of the robot for the mouth? What materials can you use to make a mouth? | <ul style="list-style-type: none"> Gather items beginning with the 'm' and 's' sound. Ensure you are using the pure sound by not adding 'uh' at the end. Look at the link below for the pure sounds. Hide the items around the house and encourage your child to find items beginning with one of the sounds. | <ul style="list-style-type: none"> Discuss the number four. Can you correctly form the numbers 1, 2, 3 and 4? Encourage your child to gather 4 items of the same object. | <ul style="list-style-type: none"> Look at the Communication and Language activity. | <ul style="list-style-type: none"> Look at the Physical Development activity. | <ul style="list-style-type: none"> Once you have made your robot (see physical development activity), encourage your child to talk like a robot. Encourage your child to talk like a robot by sounding things out such as, z-i-p, h-a-t, c-a-t. Look at the link below for the pure sounds. |

Links to access at home:

Counting and number interactive games: <https://www.topmarks.co.uk/maths-games/3-5-years/counting>

Counting songs: <https://www.bbc.co.uk/teach/school-radio/nursery-rhymes-counting-songs/zn67kmm>

Read Write Inc (RWI) letter formation: <https://lionwoodinfant.co.uk/year-n-homework/>

Pure sound pronunciation: <https://www.youtube.com/watch?v=TkXcabDUg7Q&safe=active>