

Spring Maths Activity Booklet

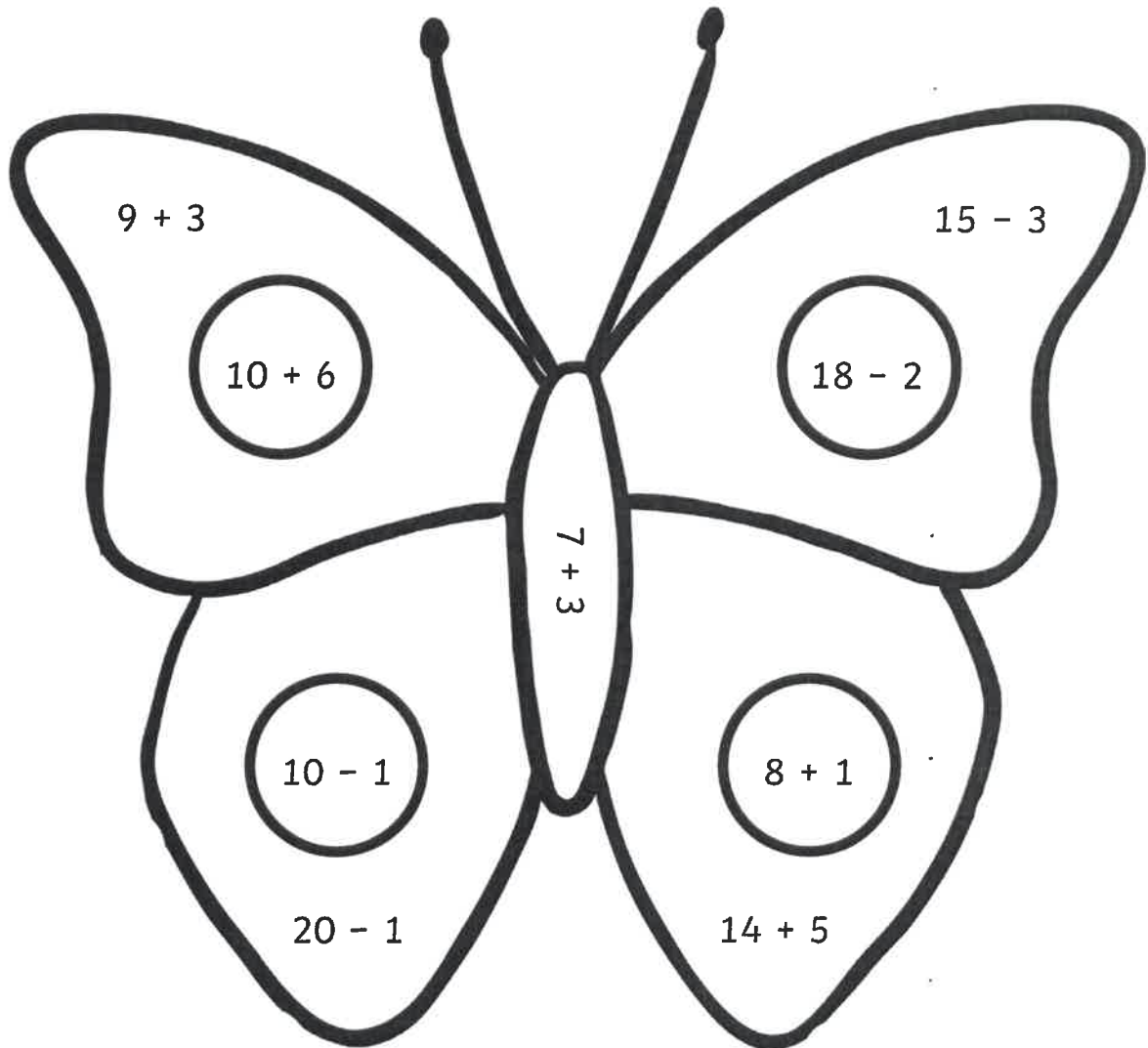
Name: _____



Addition and Subtraction to 20

Colour by Number

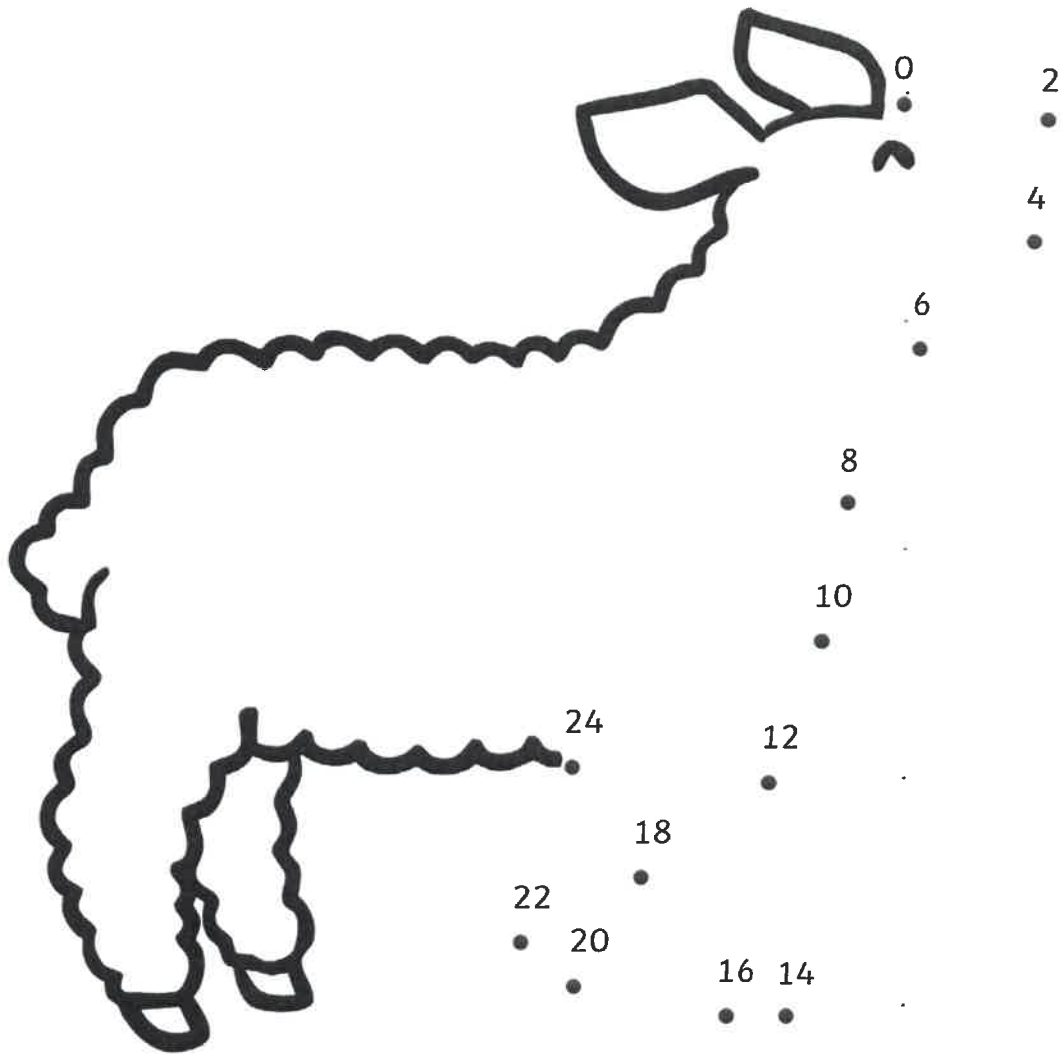
Solve the calculations to colour in this spring picture.



Answer:	19	16	12	10	9
Colour:	red	yellow	green	brown	blue

Counting in 2s Dot to Dot

Join the dots to reveal the picture!



Addition and Subtraction to 20

Spring Mosaic

Solve the calculations to reveal the hidden picture. Each answer has a special colour.

yellow = 0 to 8

green = 9 to 15

red = 16 to 20

			$10 + 6$			
			$18 - 2$			
	$19 - 3$	$12 + 5$	$10 - 5$	$9 + 9$	$19 - 2$	
	$10 + 10$	$17 - 1$	$4 + 4$	$18 - 1$	$9 + 8$	
			$8 + 8$			
			$20 - 1$			
			$15 - 1$			
	$9 + 4$		$8 + 3$		$13 - 3$	
		$14 - 4$	$12 - 2$	$7 + 3$		
			$1 + 10$			

Challenge











The flower has 4 petals. 2 fall off. How many petals are left? Write this problem as a calculation.

I Spy and Count to 20

Count the spring objects and write the numeral and number words in the correct boxes.





I Spy and Count to 20

Object	Numeral	Number Word	Object	Numeral	Number Word
					
					
					
					
					

2D Shape Hunt

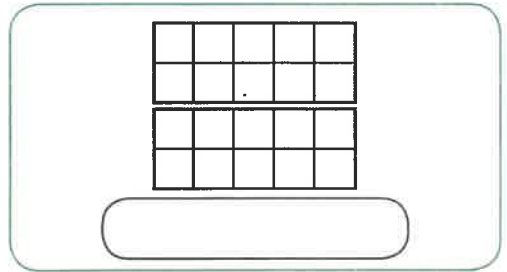
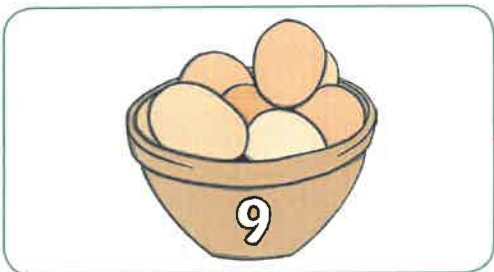
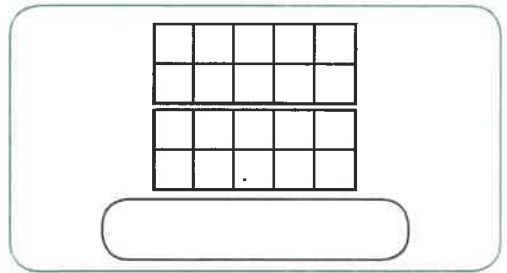
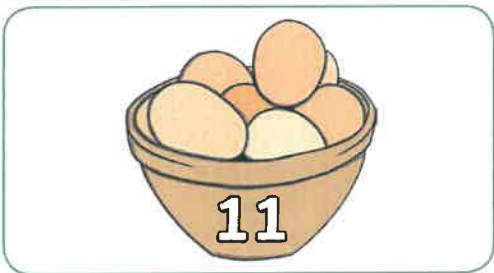
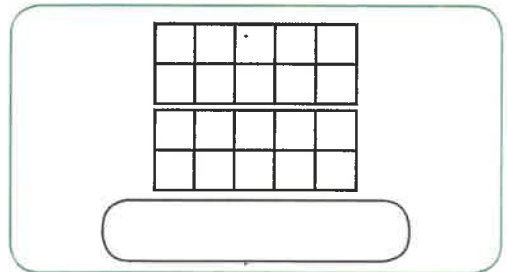
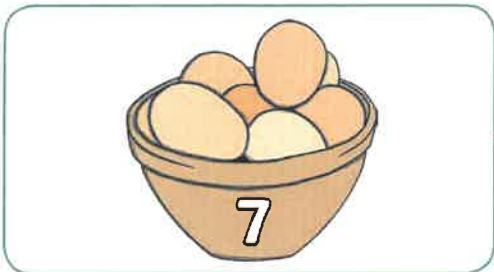
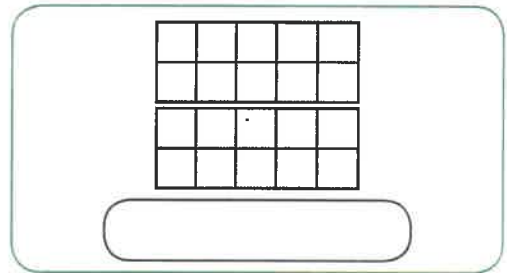

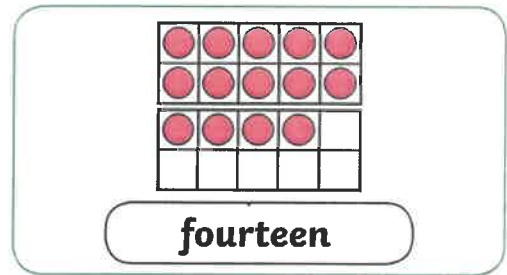

Count and colour the 2D shapes hidden in these spring flowers.



Shape		Colour	How many?
circle		pink	
triangle		yellow	
rectangle		brown	
oval		green	

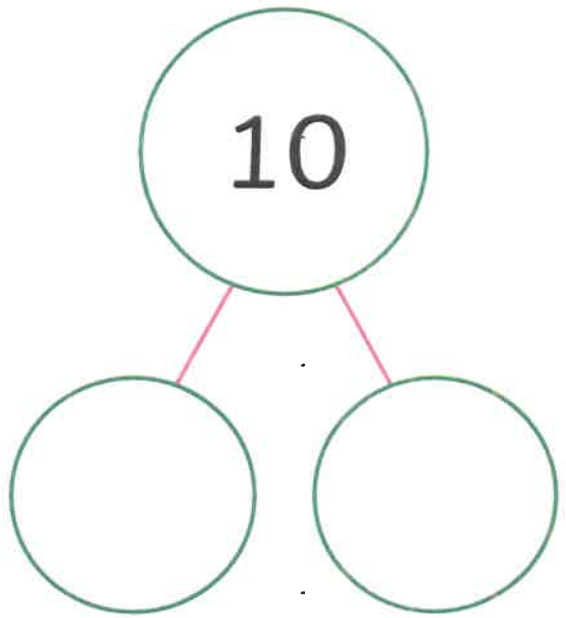
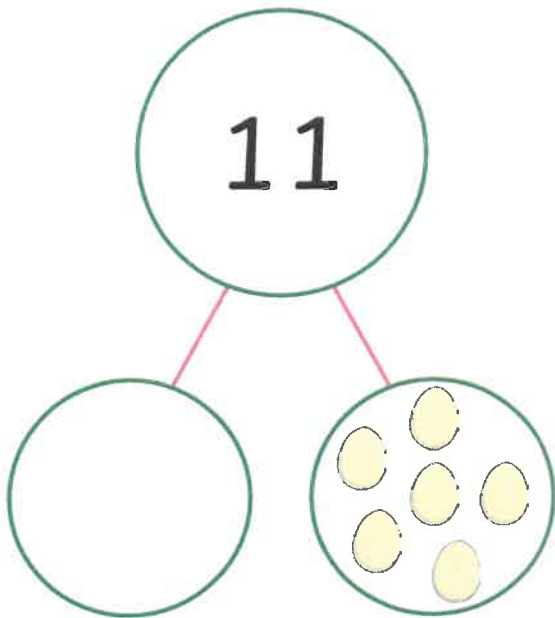
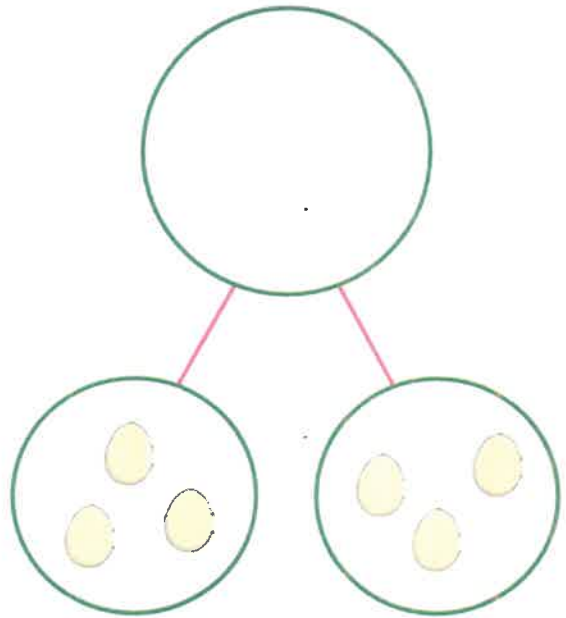
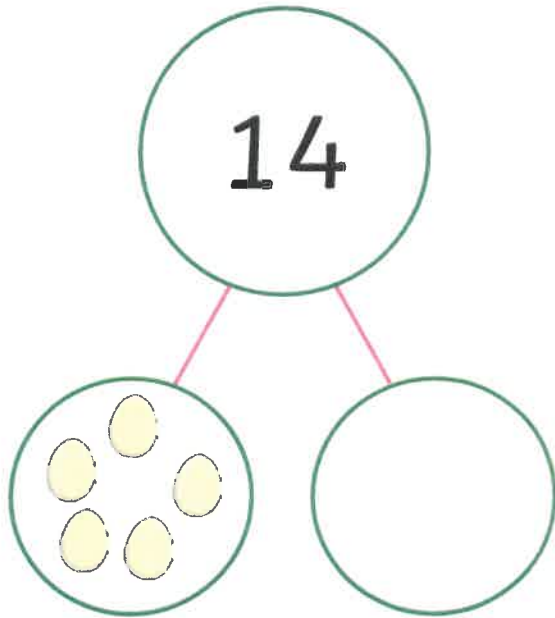
Number Representations to 20

Draw circles in the ten-frames to represent the number on the egg baskets. Write the number in words. The first one has been done for you.



Spring Number Bonds

Complete the part-part-whole pictures by writing numbers or drawing the eggs in the empty circles.



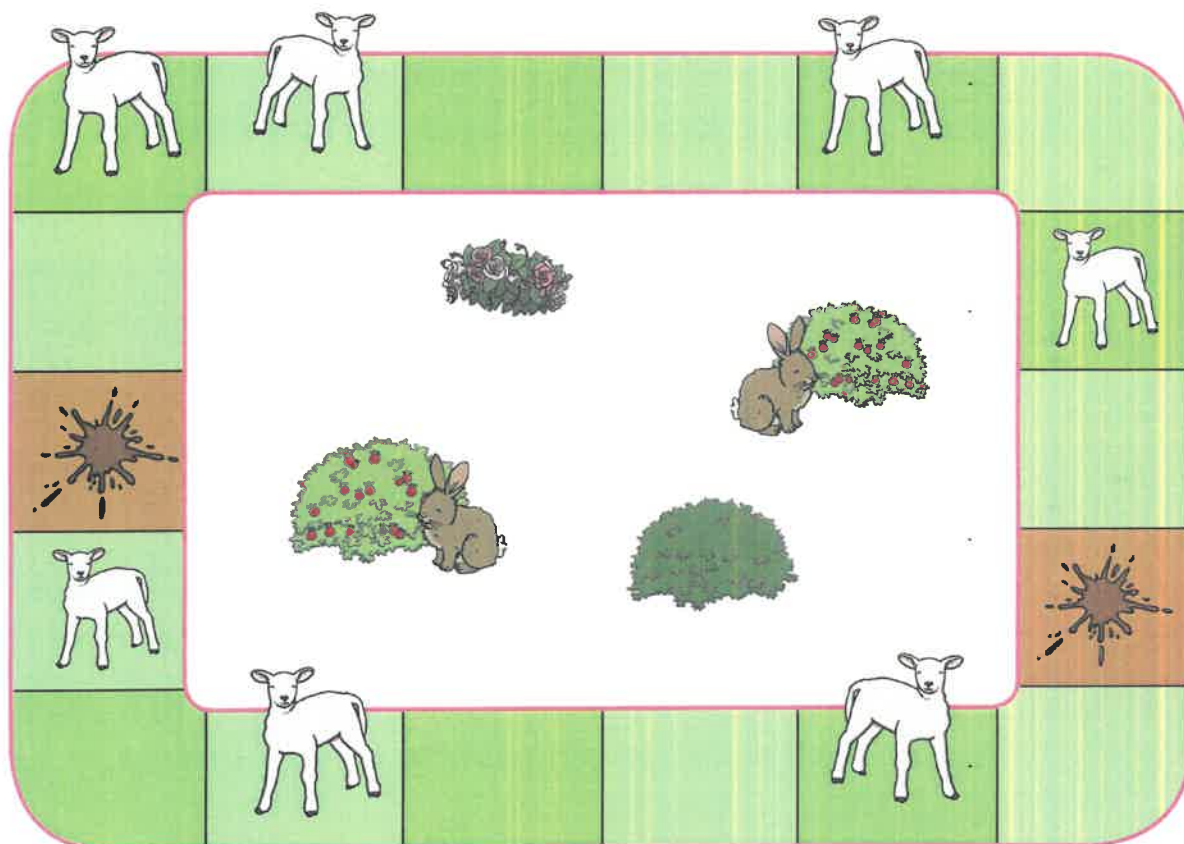
Spring Lamb Game

You will need:

- 20 counters
- 1-6 dice
- object to move around the board, e.g. cube or animal counter

Instructions

- Start by placing the object on any **blank** square.
- Take turns to throw the dice and move the object around the board in either direction.
- If you land on a lamb, take a counter.
- If you land on a muddy puddle, put a counter back.
- When all the counters have been taken, the game is over.
- The player with the most counters is the winner.




Measuring Length and Height

Use the words 'shorter' and 'taller' to make these sentences correct.


The chick is
than the duckling.

The duckling is
than the chick.




The rabbit is
than the lamb.

The lamb is
than the rabbit.



Are the sentences true or false? Ring the correct answer.

The daffodil is 5 cubes tall.



true

false

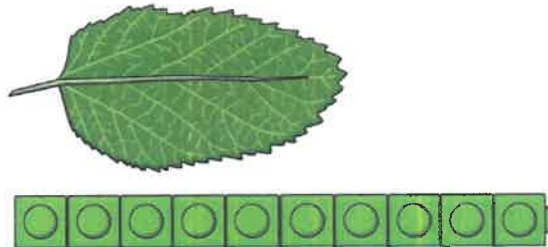
The butterfly is 10 cubes tall.



true

false

The leaf is 10 cubes long.



true

false

Counting in 5s Mazes

Help the rabbit find the path through the mazes to the carrots by counting on in fives from zero.

Maze 1: A rabbit starts at 0. The path of numbers is 0, 5, 10, 20, 45, 5, 10, 30, 15, 15, 25, 40, 10, 50, 20, 25, 30, 5, 15, 15, 35, 35, 40, ending at carrots.

Maze 2: A rabbit starts at 10. The path of numbers is 10, 15, 20, 45, 5, 10, 0, 50, 10, 5, 30, 5, 25, 50, 25, 30, 35, 50, 0, 10, 15, 35, 40, 45, 50, 45, 5, 20, 25, 30, 40, 30, ending at carrots.





Challenge


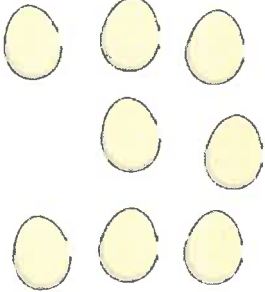


Complete this sequence.


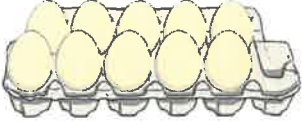
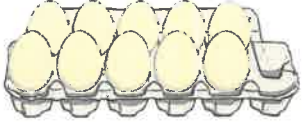
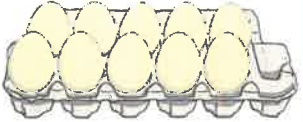
0 5 15 20 30 40 45





Comparing Groups of Objects

Count the items in each group and circle the odd one out in each row.

			
---	---	--	---

			
--	--	--	--

			
---	---	--	---

			
---	---	--	---